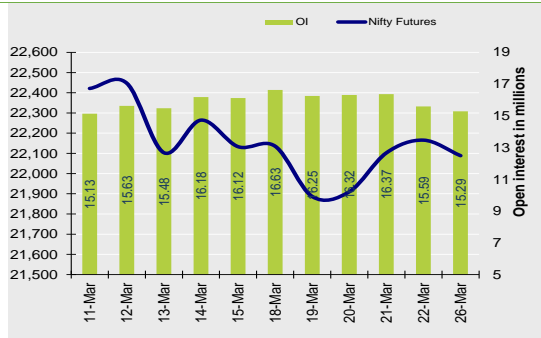


Nifty Snapshot

	Close	Prv Cl.	Ab chg	% chg
Spot	22,004.70	22,096.75	-92.05	-0.42
Futures	22,088.55	22,165.45	-76.90	-0.35
OI(ml shr)	15.29	15.59	-0.31	-1.98
Vol (lots)	208438	225611	-17173	-7.61
COC	83.85	68.70	15.15	22.1
PCR-OI	1.11	1.21	-0.10	-8.2

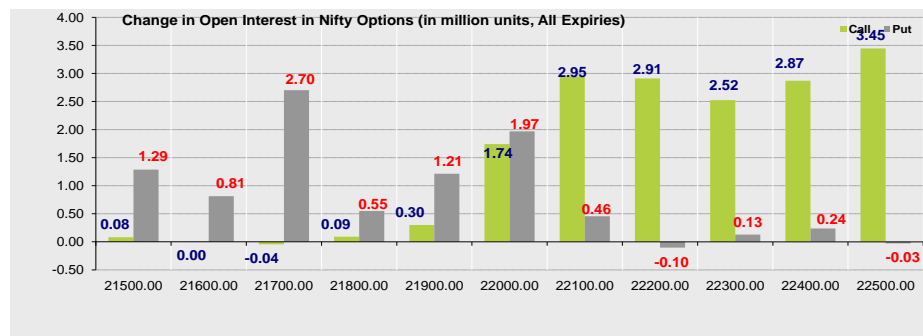
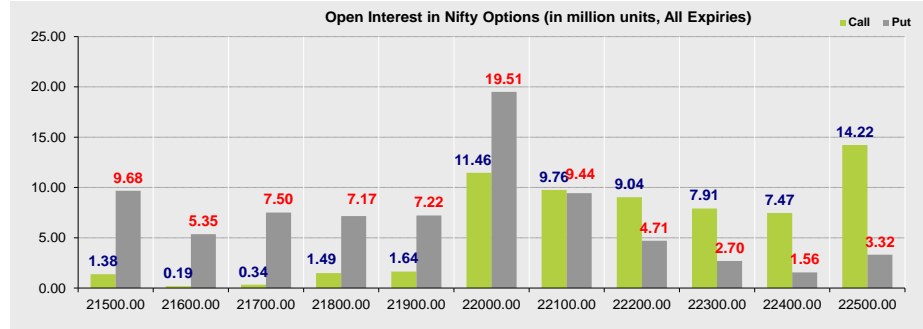
Nifty Futures Price v/s OI



Summary

- Indian markets closed on a negative note where selling was mainly seen in Banking, IT, Financial Services sectors. Nifty Mar Futures closed at 22088.55 (down 76.90 points) at a premium of 83.85 pts to spot.
- FIIIs were net buyers in Cash to the tune of 10.13 Cr and were net sellers in index futures to the tune of 881.04 Cr.
- India VIX increased by 4.90% to close at 12.82 touching an intraday high of 13.10.

Open Interest in Nifty Options:



Institutional Activity in previous trading session

(in Rs cr.)	Buy	Sell	Net
Index Futures	9259.75	10140.79	-881.04
Index Options	1775919.09	1789264.76	-13345.67
Stock Futures	122542.85	121602.30	940.55
Stock Options	39181.01	39973.82	-792.81
FII Cash	22,714.11	22,703.98	10.13
DII Cash	14,130.31	9,105.95	5,024.36

Net FII Activity (in Rs cr.)

Date	Idx Fut	Stk Fut	Idx Opt	Cash
26-Mar	-881.0	940.6	-13345.7	10
22-Mar	1432.8	5919.3	-19854.2	-3310
21-Mar	443.1	3282.9	-34433.3	-1827
20-Mar	-927.7	1880.6	4099.2	-2599
19-Mar	-2142.9	1217.7	-14545.9	1421
18-Mar	-178.6	-606.5	-17653.0	-2051

Technical Pivot (Intraday):

	S2	S1	PIVOT	R1	R2
NIFTY	21730	21910	22030	22210	22330
BANKNIFTY	46470	46595	46735	46860	47005

- The above second chart shows previous trading day's change in Nifty options where Addition in OI were seen in 22000, 21900, 21700 strike Puts and at 22000, 22100, 22200, 22300 strike Calls indicating market is likely to remain range bound in the near term.
- Highest OI build-up is seen at 22500 strike Calls and 22000 strike Puts, to the tune of 14.22mn and 19.51mn respectively.

Outlook on Nifty:

Index is likely to open on a flattish note today and is likely to remain range bound during the day.

(Price is in Rs; OI is in million units; Price chg and OI chg are in percentage) **NB RESEARCH**

Fresh Longs seen in:

Scrip	Price	Price chg	OI	OI Chg
MCX	3376.0	0.8	3.8	18.6
METROPOLIS	1664.4	3.4	2.0	18.2
AMBUJACEM	597.4	1.1	57.3	13.1

Fresh Shorts seen in:

Scrip	Price	Price chg	OI	OI Chg
ICICIGI	1654.4	-1.0	2.7	16.0
JKCEMENT	4060.7	-1.1	0.8	16.0
HEROMOTOCO	4669.1	-0.6	4.4	10.6

Short Covering seen in:

Scrip	Price	Price chg	OI	OI Chg
IPCALAB	1204.6	0.4	2.7	-11.4
ICICIPRULI	600.0	3.1	11.0	-10.0
MGL	1363.3	1.7	2.7	-9.8

Long Unwinding seen in:

Scrip	Price	Price chg	OI	OI Chg
FINNIFTY	20923.7	-0.2	0.0	-53.9
COROMANDEL	1065.3	-0.3	1.5	-4.6
SUNTV	587.8	-0.2	6.4	-4.3

NIFTY50 Options OI (CE OI = Resistance) (PE OI = Support)			
Symbol	Highest CE OI	Highest PE OI	CMP
ADANIPTS	1400	1200	1309
ADANIENT	3300	3000	3124
ASIANPAINT	2900	2800	2831
AXISBANK	1100	1000	1042
BAJAJ-AUTO	9000	8000	8959
BAJAJFINSV	1620	1560	1599
BAJFINANCE	7000	6000	6915
BHARTIARTL	1220	1220	1218
BPCL	650	600	602
BRITANNIA	5000	4800	4976
CIPLA	1500	1500	1475
COALINDIA	480	400	437
DIVISLAB	3500	3500	3403
DRREDDY	6400	5900	6140
EICHERMOT	4000	3700	3929
GRASIM	2300	2180	2237
HCLTECH	1700	1500	1567
HDFCBANK	1500	1350	1432
HDFCLIFE	650	610	629
HEROMOTOCO	4750	4500	4669
HINDALCO	600	550	560
HINDUNILVR	2300	2200	2248
ICICIBANK	1100	1050	1084
ITC	430	400	429
INDUSINDBK	1500	1500	1520

NIFTY50 Options OI (CE OI = Resistance) (PE OI = Support)			
Symbol	Highest CE OI	Highest PE OI	CMP
INFY	1700	1500	1496
IOC	180	150	168
JSWSTEEL	840	830	824
KOTAKBANK	1800	1700	1761
LT	3700	3500	3674
LTIM	5200	5000	5006
M&M	2000	1800	1871
MARUTI	11700	12000	12294
NESTLEIND	2700	2500	2599
NTPC	365	320	330
ONGC	285	250	266
POWERGRID	300	270	271
RELIANCE	3000	2860	2894
SBILIFE	1550	1500	1489
SBIN	800	700	742
SUNPHARMA	1600	1600	1602
TATACONSUM	1200	1200	1117
TATAMOTORS	1100	950	990
TATASTEEL	160	140	153
TCS	4200	4000	3893
TECHM	1300	1200	1260
TITAN	3800	3500	3711
ULTRACEMCO	10000	9500	9652
UPL	500	450	467
WIPRO	520	520	483

Derivative Recommendations:

Stock Name	Call (Buy/Sell)	Entry price	Targets	Stop Loss	Duration	Status
MANAPPURAM 172.5CE	Buy	3.35	6	2	1-2 Days	Open
BANKNIFTY(BULL CALL SPREAD)	Buy	280	350	185	Positional	Open
BALKRISIND FUT	Sell	2260	2180	2300	1-2 Days	Open
HINDPETRO FUT	Buy	479	520	462	Positional	Open

FROM THE EQUITY DERIVATIVE DESK:

NIRAV HARISH CHHEDA
AVP - DERIVATIVES AND TECHNICAL RESEARCH
E-Mail: nirav.chheda@nirmalbang.com
Tel no: 6273-8199/8000

AMIT BHUPTANI
SNR.DERIVATIVES AND TECHNICAL RESEARCH ANALYST
E-Mail: amit.bhuptani@nirmalbang.com
Tel no: 6273-8242/8000

DISCLOSURES

Research Reports that are published by Nirmal Bang Securities Private Limited (hereinafter referred to as "NBSPL") are for private circulation only. NBSPL is a registered Research Analyst under SEBI (Research Analyst) Regulations, 2014 having Registration no. INH000001766. NBSPL is also a registered Stock Broker with National Stock Exchange of India Limited, BSE Limited, Metropolitan Stock Exchange of India Limited, Multi Commodity Exchange of India Limited, National Commodity and Derivative Exchange Limited and Indian Commodity Exchange Limited in cash and Equity and Commodities derivatives segments.

NBSPL has other business divisions with independent research teams separated by Chinese walls, and therefore may, at times, have different or contrary views on stocks and markets.

NBSPL or its associates have not been debarred / suspended by SEBI or any other regulatory authority for accessing / dealing in securities Market. NBSPL, its associates or analyst or his relatives do not hold any financial interest (Except Investment) in the subject company. NBSPL or its associates or Analyst do not have any conflict or material conflict of interest at the time of publication of the research report with the subject company. NBSPL or its associates or Analyst or his relatives may or may not hold beneficial ownership of 1% or more in the subject company at the end of the month immediately preceding the date of publication of this research report.

NBSPL or its associates / analyst has not received any compensation / managed or co-managed public offering of securities of the company covered by Analyst during the past twelve months. NBSPL or its associates have not received any compensation or other benefits from the company covered by Analyst or third party in connection with the research report. Analyst has not served as an officer, director or employee of Subject Company. NBSPL / analyst has not been engaged in market making activity of the subject company.

Analyst Certification: The research analysts and authors of these reports, hereby certify that the views expressed in this research report accurately reflects my/our personal views about the subject securities, issuers, products, sectors or industries. It is also certified that no part of the compensation of the analyst(s) was, is, or will be directly or indirectly related to the inclusion of specific recommendations or views in this research. The analyst(s) principally responsible for the preparation of this research report and has taken reasonable care to achieve and maintain independence and objectivity in making any recommendations.

DISCLAIMER

This report is for the personal information of the authorized recipient and does not construe to be any investment, legal or taxation advice to you. NBSPL is not soliciting any action based upon it. Nothing in this research shall be construed as a solicitation to buy or sell any security or product, or to engage in or refrain from engaging in any such transaction. In preparing this research, we did not take into account the investment objectives, financial situation and particular needs of the reader.

This research has been prepared for the general use of the clients of NBSPL and must not be copied, either in whole or in part, or distributed or redistributed to any other person in any form. If you are not the intended recipient you must not use or disclose the information in this research in any way. Though disseminated to all the customers simultaneously, not all customers may receive this report at the same time. NBSPL will not treat recipients as customers by virtue of their receiving this report. This report is not directed or intended for distribution to or use by any person or entity resident in a state, country or any jurisdiction, where such distribution, publication, availability or use would be contrary to law, regulation or which would subject NBSPL & its group companies to registration or licensing requirements within such jurisdictions.

The report is based on the information obtained from sources believed to be reliable, but we do not make any representation or warranty that it is accurate, complete or up-to-date and it should not be relied upon as such. We accept no obligation to correct or update the information or opinions in it. NBSPL or any of its affiliates or employees shall not be in any way responsible for any loss or damage that may arise to any person from any inadvertent error in the information contained in this report. NBSPL or any of its affiliates or employees do not provide, at any time, any express or implied warranty of any kind, regarding any matter pertaining to this report, including without limitation the implied warranties of merchantability, fitness for a particular purpose, and non-infringement. The recipients of this report should rely on their own investigations.

This information is subject to change without any prior notice. NBSPL reserves its absolute discretion and right to make or refrain from making modifications and alterations to this statement from time to time. Nevertheless, NBSPL is committed to providing independent and transparent recommendations to its clients, and would be happy to provide information in response to specific client queries.

Before making an investment decision on the basis of this research, the reader needs to consider, with or without the assistance of an adviser, whether the advice is appropriate in light of their particular investment needs, objectives and financial circumstances. There are risks involved in securities trading. The price of securities can and does fluctuate, and an individual security may even become valueless. International investors are reminded of the additional risks inherent in international investments, such as currency fluctuations and international stock market or economic conditions, which may adversely affect the value of the investment. Opinions expressed are subject to change without any notice. Neither the company nor the director or the employees of NBSPL accept any liability whatsoever for any direct, indirect, consequential or other loss arising from any use of this research and/or further communication in relation to this research. Here it may be noted that neither NBSPL, nor its directors, employees, agents or representatives shall be liable for any damages whether direct or indirect, incidental, special or consequential including lost revenue or lost profit that may arise from or in connection with the use of the information contained in this report.

Copyright of this document vests exclusively with NBSPL. Our reports are also available on our website www.nirmalbang.com